

**SOLAR 91 CLEANTECH PRIVATE LIMITED**  
(CIN- U40108RJ2015PTC048401)

Address- Plot No. D-802, Sector-5, Malviya Nagar, Jaipur, RJ, 302017


**BALANCE SHEET AS AT 31st MARCH, 2023**

Amount in '00

	Particulars	Note No.	As At March 31, 2023	As At March 31, 2022
<b>I</b>	<b><u>EQUITY AND LIABILITIES:</u></b>			
1	<b>Shareholders funds</b>			
	(a) Share Capital	2	1,547.30	1,274.80
	(b) Reserves and Surplus	3	2,55,082.75	1,35,119.03
	(c) Money received against Share Warrants		-	-
2	<b>Share application money pending allotment</b>		-	-
3	<b>Non-current liabilities</b>			
	(a) Long-term borrowings	4	6,53,031.40	1,33,516.00
	(b) Deferred tax liabilities (Net)		-	-
	(c) Other Long term liabilities		-	-
	(d) Long-term provisions		-	-
4	<b>Current Liabilities</b>			
	(a) Short-term borrowings	5	1,02,061.77	92,836.97
	(b) Trade payables	6		
	(A) Total Outstanding dues of Micro Enterprises & Small Enterprises		3,889.88	10,222.92
	(B) Total Outstanding dues of Creditors other than Micro Enterprises & Small Enterprises		11,175.21	26,467.70
	(c) Other current liabilities	7	2,67,032.26	5,51,220.61
	(d) Short-term provisions	8	12,297.38	12,340.00
	<b>TOTAL</b>		<b>13,06,117.94</b>	<b>9,62,998.02</b>
<b>II</b>	<b><u>ASSETS:</u></b>			
1	<b>Non-current assets</b>			
	(a) Property, Plant & Equipment and Intangible Assets			
	(i) Propert, Plant and Equipment	9	14,662.98	8,176.86
	(ii) Intangible assets		-	-
	(iii) Capital work - in - progress		1,33,023.35	-
	(iv) Intangible assets under development		-	-
	(b) Non-current Investments	10	200.00	200.00
	(c) Deferred tax assets (net)	11	916.47	844.70
	(d) Long- term loans and advances		-	-
	(e) Other non-current assets		-	-
2	<b>Current assets</b>			
	(a) Current Investments	12	38,940.87	8,916.55
	(b) Inventories	13	6,19,950.43	6,27,963.20
	(c) Trade Receivable	14	2,68,849.58	2,24,713.47
	(e) Cash and cash equivalents	15	1,16,392.89	7,565.41
	(f) Short -term loans and advances		-	-
	(g) Other current assets	16	1,13,181.37	84,617.83
	<b>TOTAL</b>		<b>13,06,117.94</b>	<b>9,62,998.02</b>

Significant Accounting Policies and Notes to Accounts 1  
The schedules referred to above form an integral part of the balance sheet.  
As per our report of even date attached

For APCS & Associates  
Chartered Accountants  
FRN- 030800C



Ayush Jain  
Partner  
(M No. 428863)

For Solar91 Cleantech Private Limited For Solar91 Cleantech Private Limited For Solar91 Cleantech Private Limited

(Sandeep Gurnani)  
Director  
(DIN-07308871)

(Prateek Agarwal)  
Director  
(DIN-07308870)

Director

Date: 01.09.2023  
Place: Jaipur  
UDIN:

**SOLAR 91 CLEANTECH PRIVATE LIMITED**  
(CIN- U40108RJ2015PTC048401)

Address- Plot No. D-802, Sector-5, Malviya Nagar, Jaipur, RJ, 302017


**PROFIT AND LOSS STATEMENT FOR THE PERIOD ENDED 31st MARCH 2023**


Amount in '00

	Particulars	Note No.	As at the end of 31st March' 2023	As at the end of 31st March' 2022
I	Revenue from operations	17	37,58,128.38	41,57,016.03
II	Other income	18	8,818.11	44,217.68
III	<b>Total Income (I + II)</b>		<b>37,66,946.49</b>	<b>42,01,233.71</b>
IV	<b>Expenses:</b>			
	Cost of materials consumed		-	-
	Purchases of Stock-in-Trade		33,57,963.58	38,15,398.16
	Changes in inventories of finished goods work-in-progress and Stock-in-Trade		8,012.77	-1,12,686.90
	Operating Expenses	19	1,40,142.64	2,20,968.72
	Employee benefits expense	20	1,39,365.73	1,49,363.32
	Finance costs	21	31,737.99	14,186.02
	Depreciation and amortization expense		3,993.44	2,524.99
	Other expenses	22	38,096.46	65,745.46
	<b>Total Expenses</b>		<b>37,19,312.61</b>	<b>41,55,499.78</b>
V	<b>Profit before exceptional and extraordinary items and tax (III - IV)</b>		47,633.88	45,733.93
VI	Exceptional items		-	-
VII	<b>Profit before extraordinary items and tax (V - VI)</b>		47,633.88	45,733.93
VIII	Extraordinary items		-	-
IX	<b>Profit before tax (VII- VIII)</b>		47,633.88	45,733.93
X	Tax expense: (1) Current tax (2) Deferred tax	23	12,267.38 -71.77	12,340.00 -199.66
XI	Profit (Loss) for the period from continuing operations (VII-VIII)		35,438.27	33,593.59
XII	Profit/(loss) from discontinuing operations		-	-
XIII	Tax expense of discontinuing operations		-	-
XIV	Profit/(loss) from Discontinuing operations (after tax) (XII-XIII)		-	-
XV	<b>Profit (Loss) for the period (XI + XIV)</b>		<b>35,438.27</b>	<b>33,593.59</b>
XVI	<b>Earnings per equity share:</b>			
	(1) Basic		<b>229.03</b>	<b>263.52</b>
	(2) Diluted			

As per our report of even date attached


For APCS & Associates  
Chartered Accountants  
FRN- 030800C


  
Ayush Jaku  
Partner  
(M No. 428863)



For Solar91 Cleantech Private limited

For Solar91 Cleantech Private Limited

  
(Sandeep Gurnani)  
Director  
(DIN-07308871)

  
(Prateek Agarwal)  
Director  
(DIN-07308870)

Director

Date: 01.09.2023  
Place: Jaipur  
UDIN:

**SOLAR 91 CLEANTECH PRIVATE LIMITED**  
**(CIN- U40108RJ2015PTC048401)**  
**Address- Plot No. D-802, Sector-5, Malviya Nagar, Jaipur, RJ, 302017**  
**CASH FLOW STATEMENT FOR THE PERIOD ENDED 31st MARCH 2023**

Amount in '00


	Particulars	As at the end of 31st March' 2023	As at the end of 31st March' 2022
	<b>Cash Flow from Operating Activites</b>		
	<b>Net Profit Before Tax</b>	47,633.88	45,733.93
Add-	Depreciation on assets	3,993.44	2,524.99
Add-	<b>Increase in Current liabilities/ Decrease in Current Assets</b>		
	<u>Increase in Current Liabilities-</u>		
	Trade Payables	-	-
	Short Term Provisions	-42.62	7,725.00
	Other Current Liabilities	-	-
	<u>Decrease in Current Assets-</u>		
	Current Investment	-	-
	Other Current Assets	-	-
Less	<b>Decrease in Current liabilities/ Increase in Current Assets</b>		
	<u>Decrease in Current Liabilities-</u>		
	Trade Payables	21,625.53	2,50,024.19
	Other Current Liabilities	2,84,188.35	18,033.65
	<u>Increase in Current Assets-</u>		
	Inventory	-8,012.77	1,12,686.90
	Other Current Assets	28,563.54	36,491.06
	Current Investments	30,024.32	166.55
	Trade Receivables	44,136.10	14,259.76
	<b>Cash Generated From Operations</b>	<b>-3,48,940.37</b>	<b>-3,75,678.18</b>
	Income tax	-12,267.38	-12,340.00
	<b>Net Cash flow from/(used in) Operating Activites</b>	<b>-3,61,207.75</b>	<b>-3,88,018.18</b>
	<b>Cash Flow from Investing Activites</b>		
	Purchase of Fixed Assets	-1,43,502.91	-6616.5562
	Other Non-Current Assets	-	-
	<b>Net Cash flow from/(used in) Investing Activites</b>	<b>-1,43,502.91</b>	<b>-6,616.56</b>
	<b>Cash Flow from Financing Activites</b>		
	Borrowing	5,28,740.20	1,23,102.97
	Share Capital Issued	272.50	274.80
	Share Premium	84,525.45	21,709.20
	<b>Net Cash flow from/(used in) Financing Activites</b>	<b>6,13,538.15</b>	<b>1,45,086.97</b>
	Net Increase/(Decrease) in cash and cash equivalents	1,08,827.49	-2,49,547.77
	<b>CASH AT THE BEGINNING OF THE YEAR</b>	7,565.41	2,57,113.19
	<b>CASH AT THE END OF THE YEAR</b>	1,16,392.90	7,565.41

0 -0

As per our report of even date attached

For APCS & Associates  
Chartered Accountants  
FRN- 030800C

Ayush Jain  
Partner  
(M No. 428863)



Date: 01.09.2023  
Place: Jaipur  
UDIN:

For Solar91 Cleantech Private Limited

For Solar91 Cleantech Private Limited

For Solar91 Cleantech Private Limited

*(Signature)*  
Director  
(Sandeep Gurnani)  
Director  
(DIN-07308871)

*(Signature)*  
Director  
(Prateek Agarwal)  
Director  
(DIN-07308870)

Director

**SOLAR 91 CLEANTECH PRIVATE LIMITED**

(CIN- U40108RJ2015PTC048401)

Address- Plot No. D-802, Sector-5, Malviya Nagar, Jaipur, RJ, 302017

Schedules For The Year Ended On 31-03-2023

The previous year figures have been regrouped / reclassified, wherever necessary to conform to the current year presentation

Particulars	Amount in '00	
	For The Period Ended March 31, 2023	For The Period Ended March 31, 2022
<b>Note No-2</b>		
<b>Share Capital</b>		
<b>AUTHORIZED CAPITAL</b>		
<b>Equity Share Capital</b> (C.Y. 50,000 Equity Shares of Rs. 10 each)	5,000.00	5,000.00
<b>Total Authorized Capital</b>	<b>5,000.00</b>	<b>5,000.00</b>
<b>ISSUED CAPITAL</b>		
<b>Equity Share Capital</b> (15473 Equity Shares of Rs.10 Each)	1,547.30	1,274.80
<b>Total</b>	<b>1,547.30</b>	<b>1,274.80</b>
<b>SUBSCRIBED AND FULLY PAID UP CAPITAL</b>		
<b>Equity Share Capital</b> (15473 Equity Shares of Rs.10 Each)	1,547.30	1,274.80
Less : Call in Arrears	-	-
<b>Total</b>	<b>1,547.30</b>	<b>1,274.80</b>

**Right, Preferences and Restriction attached to shares  
Equity Shares:-**

The company has only one class of Equity having a par value Rs. 10.00 per share. Each shareholder is eligible for one vote per share held. The dividend proposed by the board of directors is subject to the approval of the shareholders in ensuing Annual General Meeting, except in case of interim dividend. In the event of liquidation, the Equity shareholders are eligible to receive the remaining assets of the company after distribution of all preferential amounts, in proportion to their shareholding.

**Reconciliation of the number of Equity shares outstanding as at March 31, 2023 and March 31, 2022:**

Particulars	As At March 31, 2023		As At March 31, 2022	
	Number	Amount in '00	Number	Amount in '00
Equity Shares outstanding at the beginning of the year	12,748.00	1,274.80	10,000.00	1,000.00
Equity Shares Issued during the year	2,725.00	272.50	2,748.00	274.80
Equity Shares bought back during the year	-	-	-	-
Equity Shares outstanding at the end of the year	15,473.00	1,547.30	12,748.00	1,274.80

**Details of Equity Shareholders holding more than 5 % shares:**


Particulars	As At March 31, 2023		As At March 31, 2022	
	No. of Shares held In Rs	% of Holding	No. of Shares held In Rs	% of Holding
Saurabh Vyas	6,000.00	38.78%	6,000.00	47.07%
Prateek Agarwal	3,000.00	19.39%	2,550.00	20.00%
Sandeep Gurmani	3,000.00	19.39%	2,550.00	20.00%
Dhaval Gaurang Vasavada	3,000.00	19.39%	1,648.00	12.93%
Pranav Bohra	473.00	3.06%	-	0.00%
<b>Total-</b>	<b>15,473</b>	<b>100.00%</b>	<b>12,748</b>	<b>100.00%</b>

**Shares held by Promoters at the end of the Year**

Name of Promoters	As At March 31, 2023		As At March 31, 2022	
	No. of Shares held In Rs	% of Holding	No. of Shares held In Rs	% of Holding
Saurabh Vyas	6,000.00	38.78%	6,000.00	47.07%
Prateek Agarwal	3,000.00	19.39%	2,550.00	20.00%
Sandeep Gurmani	3,000.00	19.39%	2,550.00	20.00%
Dhaval Gaurang Vasavada	3,000.00	19.39%	1,648.00	12.93%
<b>Total-</b>	<b>15,000</b>	<b>96.94%</b>	<b>12,748</b>	<b>100.00%</b>

**Change in Shareholding of Promoters**

Name of Promoters	% Change in Shareholding
Saurabh Vyas	-8.29%
Prateek Agarwal	-0.61%
Sandeep Gurmani	-0.61%
Dhaval Gaurang Vasavada	6.46%



For Solar91 Cleantech Private Limited

*[Signature]*  
Director

For Solar91 Cleantech Private Limited

*[Signature]*

Director

**SOLAR 91 CLEANTECH PRIVATE LIMITED**  
(CIN- U40108RJ2015PTC048401)  
Address- Plot No. D-802, Sector-5, Malviya Nagar, Jaipur, RJ, 302017

**Note No. 3- Reserves & Surpluses** Amount in '00

Particulars	For The Period Ended March 31,2023	For The Period Ended March 31,2022
<b>RESERVES &amp; SURPLUS</b>		
(A) Capital Reserve	-	-
(B) Capital Redemption Reserve	-	-
(C) Surplus		
Opening Balance	1,13,409.83	79,816.24
(+) Net Profit for the Current Year	35,438.27	33,593.59
(+) Transfer from Reserves	-	-
<b>Closing Balance</b>	<b>1,48,848.10</b>	<b>1,13,409.83</b>
(D) Securities Premium	21,709.20	21,709.20
Addition During the year	84,525.45	-
	<b>1,06,234.65</b>	<b>21,709.20</b>
Total (a)+(b)+(c)+(d)	<b>2,55,082.75</b>	<b>1,35,119.03</b>

**Note No. 4- Long Term Borrowings**

Particulars	For The Period Ended March 31,2023	For The Period Ended March 31,2022
<b>Loans &amp; Advances from Related Parties</b>		
A. <b>Unsecured Loan from Promoter cum Directors</b>		-
Saurabh Vyas	30,000.00	30,000.00
Prateek Agrawal	52,535.50	57,508.00
Sandeep Gurmani	9,035.50	9,008.00
Dhaval Gaurang Vasvada	7,060.40	22,000.00
	<b>98,631.40</b>	<b>1,18,516.00</b>
B. <b>Unsecured Loan from Relative of the Directors</b>		
Kamlesh Gurmani	-	15,000.00
	-	<b>15,000.00</b>
Note- Loan from Directors & Relatives are Interest Free.		
C. <b>External Commercial Borrowings</b>		
Energy Access Relief Fund BV, Netherlands	5,54,400.00	-
Note- Loan is taken in Foreign Currency of USD 700000 repayable in July, 2025, Interest rate is 5%, payable semi annually.		
Total A+B	<b>6,53,031.40</b>	<b>1,33,516.00</b>

**Note No. 5- Short Term Borrowings**


Particulars	For The Period Ended March 31,2023	For The Period Ended March 31,2022
<b>Loans repayable on demand</b>		
A. <b>From Banks</b>		
Working Capital Loan from Axis Bank	1,02,061.77	92,836.97
Note- Working Capital Loan is secured by first charge over Current Assets, Stock & Debtors of the Company. Further Personal Guarantee of all the Directors is also given on such loan. Rate of Interest- REPO RATE+4.85%		
Total A+B	<b>1,02,061.77</b>	<b>92,836.97</b>

**Disclosure for borrowings from Bank or Financial institutions**

1. There is no such borrowing from banks and financial institutions taken by company for specific purpose but not used for same purpose
2. Company is not a declared a wilful defaulter by any bank or Financial institution or other lender.
3. The stock records maintained by the company do not facilitate day to day valuation of inventory, despite of day to day quantitative records being maintained. However, year end Inventory is assigned valuation. In view of this, Quantitative stock statements submitted to bank are not subject to verification/ reconciliation with books.
4. The Company does not have any default in repayment of loans and interest as on the reporting date.

**Note No. 6- Trade Payable**

Particulars	For The Period Ended March 31,2023	For The Period Ended March 31,2022
Sundry Creditors		
(A) MSME [See Note 6(a)]	3,889.88	10,222.92
(B) Other than MSME [See Note 6(a)]	11,175.21	26,467.70
Total	<b>15,065.08</b>	<b>36,690.62</b>



For Solar91 Cleantech Private Limited For Solar91 Cleantech Private Limited

*[Signature]*  
Director

*[Signature]*

Director

**Ageing Schedule of Trade Payables-****Figures for FY 2022-23**

Particulars	Outstanding for following periods from due date of payment				Total
	Less than 1 Year	1-2 Year	2-3 Years	More than 3	
(i) MSME	3,889.88	-	-		3,889.88
(ii) Others	10,943.11	219.31	12.79		11,175.21
(iii) Disputed Dues - MSME					-
(iv) Disputed Dues- Others					-
<b>Total-</b>	<b>14,832.98</b>	<b>219.31</b>	<b>12.79</b>	<b>-</b>	<b>15,065.08</b>

**Figures for FY 2021-22**


Particulars	Outstanding for following periods from due date of payment		Total
	Less than 1 Year	1-2 Year	
(i) MSME	10,222.92	-	10,222.92
(ii) Others	26,454.91	12.79	26,467.70
(iii) Disputed Dues - MSME			-
(iv) Disputed Dues- Others			-
<b>Total-</b>	<b>36,677.83</b>	<b>12.79</b>	<b>36,690.62</b>

**Note No. 7- Other Current Liabilities**

Particulars	For The Period Ended March 31,2023	For The Period Ended March 31,2022
ROC Charges Payable	150.00	150.00
Sundry Creditors for Salary [See Note 7(a)]	5,425.66	11,464.12
Sundry Creditors for DA [See Note 7(b)]	1,333.00	2,156.32
Sundry Creditors for Petty Cash [See Note 7(c)]	1,036.25	2,768.06
Advance from Debtors [See Note 7(d)]	2,36,883.01	5,32,238.00
TDS Payable	2,461.15	788.36
TCS Payable	240.58	294.04
Audit Fees Payable	400.00	350.00
ESI PF Payable	137.31	
Provision for Int	1,260.84	
GST Payable	17,704.45	1,011.70
<b>Total</b>	<b>2,67,032.26</b>	<b>5,51,220.61</b>

**Note No. 8- Short Term Provisions**

Particulars	For The Period Ended March 31,2023	For The Period Ended March 31,2022
Income Tax Payable	12,297.38	12,340.00
<b>Total</b>	<b>12,297.38</b>	<b>12,340.00</b>



For Solar91 Cleantech Private Limited

*Suman*  
Director

For Solar91 Cleantech Private Limited

*[Signature]*  
Director

**SOLAR91 CLEANTECH PRIVATE LIMITED**


**Statement Showing of Calculation of Depreciation for the period 2022-23**

**Note 9 "PROPERTY PLANT & EQUIPMENTS": Particular of Depreciation allowable as per Companies Act, 2013 for the Financial Year 2022-23**

S.No.	Particulars	Rate of Dep. (%)	Gross Bloc			Balance as at 1st April 2022	Dep on assets which are available As on 1.04.2022	Depreciation		Net Bloc		
			As on 01.04.2022	Additions	Deduction			As on 31.03.2023	Deduction during the year on new addition	Deduction	As on 31.03.2023	As on 31.03.2023
1	Computer	63.16%	2,251.35	-	-	1,962.81	182.24	-	-	-	106.30	288.54
2	A.C	23.83%	1,585.40	-	-	918.88	158.83	-	-	-	507.68	666.51
3	Laptop	63.16%	2,218.20	-	-	2,167.12	32.26	-	-	-	18.82	51.08
4	Printer	25.86%	422.97	-	-	338.72	21.79	-	-	-	62.46	84.25
5	Bike	25.86%	1,608.29	-	-	1,109.46	129.00	-	-	-	369.84	498.83
6	Chair	39.29%	94.60	-	-	86.48	3.19	-	-	-	4.93	8.12
7	Furniture	39.29%	6,244.05	-	-	6,244.05	2,194.00	-	-	-	3,390.12	5,584.12
8	LG Refrigerator	58.83%	255.08	-	-	198.48	33.30	-	-	-	23.31	56.61
9	RO	58.83%	128.39	-	-	100.58	16.36	-	-	-	11.45	27.81
10	Telephone	58.83%	61.02	-	-	46.58	8.49	-	-	-	5.94	14.43
11	Mobile	58.83%	3,263.58	283.05	-	2,667.88	350.45	10.32	-	-	3,028.65	595.70
12	Sony LED TC	22.08%	348.47	-	-	235.28	24.99	-	-	-	88.20	113.19
13	Software (Tally)	52.07%	648.00	-	-	587.44	31.54	-	-	-	618.97	60.56
14	Vacuum Cleaner	58.83%	79.00	-	-	77.85	0.68	-	-	-	78.52	1.15
15	Wall Fan	39.29%	82.58	-	-	74.68	3.10	-	-	-	77.79	7.90
16	Camera	22.08%	200.00	-	-	81.95	26.07	-	-	-	108.01	118.05
17	Electric Scooter	31.23%	-	10,196.51	-	10,196.51	-	766.84	-	-	766.84	9,429.67
<b>Total</b>			<b>19,490.98</b>	<b>10,479.57</b>	<b>-</b>	<b>11,314.11</b>	<b>3,216.29</b>	<b>777.16</b>	<b>-</b>	<b>-</b>	<b>15,307.56</b>	<b>8,176.86</b>

**ADDITION DURING THE PERIOD**

S.No.	Particulars	Date	No. of days Used	Amount	Depreciation
1	Mobile	23-Nov-22	128.00	107.63	8.99
2	Mobile	24-Mar-23	7.00	175.42	1.32
3	Electric Scooter	29-Dec-22	92.00	8,928.71	702.84
4	Electric Scooter	31-Jan-23	59.00	1,267.80	64.00
<b>Total</b>				<b>10,479.57</b>	<b>777.16</b>



For Solar91 Cleantech Private Limited

*(Signature)*

Director

For Solar91 Cleantech Private Limited

*(Signature)*

Director

**SOLAR 91 CLEANTECH PRIVATE LIMITED**  
(CIN- U40108RJ2015PTC048401)  
Address- Plot No. D-802, Sector-5, Malviya Nagar, Jaipur, RJ, 302017

**Note No. 10- Non Current Investments**

Amount in '00

Particulars	For The Period Ended March 31,2023	For The Period Ended March 31,2022
NSC	200.00	200.00
Total	<b>200.00</b>	<b>200.00</b>

**Note No. 11- Deferred Tax Assets (Net)**

Particulars	For The Period Ended March 31,2023	For The Period Ended March 31,2022
Deferred Tax Assets (On Difference between Book Value of Fixed Asset as per Income Tax Act & Companies Act @25.16%)	916.47	844.70
Book Value as per Income Tax- Book Value as per Companies Act	1,51,328.88 1,47,686.33	
Total	<b>916.47</b>	<b>844.70</b>

**Note No. 12- Current Investments**

Particulars	For The Period Ended March 31,2023	For The Period Ended March 31,2022
Fixed Deposits	38,940.87	8,916.55
Total	<b>38,940.87</b>	<b>8,916.55</b>

**Note No. 13- Inventories**

Particulars	For The Period Ended March 31,2023	For The Period Ended March 31,2022
Inventories (As taken, Valued & Certified by the Directors)	6,19,950.43	6,27,963.20
Total	<b>6,19,950.43</b>	<b>6,27,963.20</b>


**Note No. 14- Trade Receivable**

Particulars	For The Period Ended March 31,2023	For The Period Ended March 31,2022
Sundry Debtors See Note 14 (a)	2,68,849.58	2,24,713.47
Total	<b>2,68,849.58</b>	<b>2,24,713.47</b>

**Debtors Ageing Schedule-**

Figures for the Year ended on 31st March 2023

Outstanding for following Periods from due date of Payment	(i) Undisputed Trade Receivables - Considered good	(i) Undisputed Trade Receivables - Considered Doubtful	(i) Disputed Trade Receivables - Considered good	(i) Disputed Trade Receivables - Considered Doubtful
Less than 6 Months	2,49,432.28	-	-	-
6 Months- 1 Year	95.42	-	-	-
1 Year- 2 Years	5,293.57	-	-	-
2 Years-3 Years	2,700.27	-	-	-
More than 3 Years	11,328.04	-	-	-
Total	<b>2,68,849.58</b>	-	-	-



For Solar91 Cleantech Private Limited

*[Signature]*  
Director

*[Signature]*  
Director



**Figures for the Year ended on 31st March 2022**

Outstanding for following Periods from due date of Payment	(i) Undisputed Trade Receivables - Considered good	(i) Undisputed Trade Receivables - Considered Doubtful	(i) Disputed Trade Receivables - Considered good	(i) Disputed Trade Receivables - Considered Doubtful
Less than 6 Months	1,95,838.10	-	-	-
6 Months- 1 Year	2,710.92	-	-	-
1 Year- 2 Years	11,988.73	-	-	-
2 Years-3 Years	10,800.91	-	-	-
More than 3 Years	3,374.82	-	-	-
<b>Total</b>	<b>2,24,713.47</b>	<b>-</b>	<b>-</b>	<b>-</b>

**Note No. 15- Cash & Cash Equivalents**

Particulars	For The Period Ended March 31,2023	For The Period Ended March 31,2022
(a) Balance with Schedule Bank		
UCO Bank	522.44	522.44
Axis Bank	51,939.61	-
Axis Bank (A/C no 922020045529158)	84.29	-
	-	-
(b) Cash in Hand (As Physically verified by the Management)	6,825.23	7,042.97
	-	-
	-	-
(c) Fixed Deposit (To be realised within 3 Months)	57,021.32	-
<b>Total</b>	<b>1,16,392.89</b>	<b>7,565.41</b>

**Note No. 16- Other Current Assets**

Particulars	For The Period Ended March 31,2023	For The Period Ended March 31,2022
Sundry Deposits	33,130.00	4,583.41
Advance to Employee against Petty Cash	112.51	5,077.38
Advance to Creditors See Note 16 (a)	60,950.52	55,547.23
Interest Receivable	662.90	311.07
GST Receivable (RJ)	380.39	4,772.99
TDS Receivable (Kenya)	2,330.35	2,330.35
Advance Income Tax	6,000.00	2,500.00
TDS & TCS Receivable	6,863.40	6,261.55
Security Deposit	50.51	50.51
Prepaid Expense of CGTSME Fees	2,700.80	3,183.34
<b>Total</b>	<b>1,13,181.38</b>	<b>84,617.83</b>



For Solar91 Cleantech Private Limited

For Solar91 Cleantech Private Limited

*[Signature]*  
Director

*[Signature]*  
Director

**SOLAR 91 CLEANTECH PRIVATE LIMITED**  
(CIN- U40108RJ2015PTC048401)  
Address- Plot No. D-802, Sector-5, Malviya Nagar, Jaipur, RJ, 302017

**Note No. 17- Revenue from Operations**

Amount in '00

Particulars	For The Period Ended March 31,2023	For The Period Ended March 31,2022
<b>Sales in Rajasthan</b>		
AMC Charges	1,079.47	-
Erection & Installation Charges	1,29,532.91	2,48,672.41
Operation & Maintenance	84,986.70	36,522.18
Interstate Sale @18%	2,51,308.93	1,46,377.60
Interstate Sale @12%	5,96,768.56	9,65,230.42
Interstate Sale @5%	-	1,84,508.66
Local Sales @ 12%	24,14,446.62	12,29,240.61
Local Sales @ 18%	1,65,950.97	4,23,159.40
Local Sales @ 5%	-	9,07,388.48
Solar Modules Sales(High Sea Sale)	1,38,280.84	-
Comission	766.45	1,000.00
Repair & maintenance	2,072.40	7,397.17
Sales Return	-35,583.66	-2,376.00
Electricity	-	7,031.37
Lease Rental E Bike Service	1,143.54	-
Portal License	160.49	-
Service Charges ( Engineer Visit)	220.00	-
Other Services (Freight Charges, Warranty Extension , testing Fees etc.)	6,994.17	1,513.32
<b>Sales in Maharashtra</b>		
Sales @18%	-	1,350.40
<b>Total</b>	<b>37,58,128.38</b>	<b>41,57,016.03</b>

**Note No. 18- Other Income**


Particulars	For The Period Ended March 31,2023	For The Period Ended March 31,2022
Subsidy Income	-	2,238.22
Interest Income	4,772.52	616.76
Foreign Exchange Gain/Loss (Net)	4,045.59	41,362.70
<b>Total</b>	<b>8,818.11</b>	<b>44,217.68</b>

**Note No. 19- Operating Expense**

Particulars	For The Period Ended March 31,2023	For The Period Ended March 31,2022
Tax on Purchases (Custom Duty Paid on Import)	-	31,975.64
AMC Charges	16,400.00	-
Freight Charges	14,180.89	44,309.46
Installation Charges	73,644.86	1,03,168.38
Repair & Maintenance	451.00	229.82
Labuour Expenses	9,904.65	-
Site Materials	1,644.75	4,789.28
Site Expenses	23,020.29	32,733.68
Transportation Charges	896.20	3,762.46
<b>Total</b>	<b>1,40,142.64</b>	<b>2,20,968.72</b>

**Note No. 20- Employee Benefit Expense**

Particulars	For The Period Ended March 31,2023	For The Period Ended March 31,2022
Directors Remmuneration	24,000.00	21,710.41
Salary Retention	980.00	1,795.74
EPF Employer Contribution	1,532.34	1,739.01
Food Expenses	688.18	419.43
ESI Employer Contribution	1,121.86	542.46
Bonus to Employees	341.48	529.98
Salary Expenses	80,825.24	93,261.01
Site DA	9,710.00	14,116.51
Room Rent of Staff	201.00	1,630.00
Telephone Expenses	715.76	686.89
Travelling Expense of Staff	19,131.27	12,820.96
Administration Charges	118.61	110.92
<b>Total</b>	<b>1,39,365.73</b>	<b>1,49,363.32</b>



For Solar91 Cleantech Private Limited

*[Signature]*  
Director

For Solar91 Cleantech Private Limited

*[Signature]*  
Director

Note No. 21- Finance Cost		
Particulars	For The Period Ended March 31,2023	For The Period Ended March 31,2022
<b>Interest Expenses</b>		
Interest Expenses	24,980.79	6,015.16
Interest Expenses under GST	19.01	36.52
Interest Expenses under TDS, TCS, Income Tax	5.13	47.85
<b>Bank Charges</b>		
Commitment Charges		
Bank Charges	1,918.60	4,360.59
Loan charges	661.86	-
CGTMSE Fees	4,152.59	3,725.90
<b>Total</b>	<b>31,737.99</b>	<b>14,186.02</b>


Note No. 22- Other Expenses		
Particulars	For The Period Ended March 31,2023	For The Period Ended March 31,2022
<b>Import Charges</b>		
LC Charges	-	252.45
Import Charges	1,510.92	17,404.29
<b>Payment to Auditors-</b>		
Audit Fees	400.00	350.00
ROC Filing Charges	252.10	150.00
Clearing & Forwarding Charges	1,336.62	-
Labour Expenses	64.00	3,072.60
Insurance Expenses	535.42	1,834.59
AMC Charges for Office Equipments	526.38	187.66
Misc Expenses	55.73	423.90
Office Expenses	1,308.56	1,429.27
Sales Promotion & Commission Charges	585.40	8,895.66
Accounting Charges	5,100.00	4,110.00
Advertisement & Promotion Charges	3,733.00	1,504.52
Computer Expenses	-	74.77
Consultancy Charges	170.00	-
Courier Expenses	275.07	-
Discount & Balances written off	1,746.87	4,954.42
Electricity Expenses	691.90	729.15
ESI & EPF Consultancy Charges	135.00	120.00
GST Late Fees	-	-12.49
Hotel Charges	2,997.47	3,649.46
Membership Fees	550.00	958.00
Repair & Maintenance Expenses	305.71	9,368.29
Tender Subscription Fees	422.50	-
Printing & Stationary Expenses	545.19	184.67
Inspection Charges	-	731.43
Govt Fees(LEI)	133.69	-
Professional Charges	2,558.66	-
Securities Service	4,217.72	-
Rent Expenses	3,326.67	2,400.00
Software Application Service Charges	1,862.90	2,972.81
VAT Penalty	208.76	-
Training & Co eductaion charges	350.00	-
Washing charges	2,190.21	-
<b>Total</b>	<b>38,096.46</b>	<b>65,745.46</b>

Note No. 23- Tax Expense		
Particulars	For The Period Ended March 31,2023	For The Period Ended March 31,2022
Current Tax	12,267.38	12,340.00
Deferred Tax	-71.77	-199.66
<b>Total</b>	<b>12,195.61</b>	<b>12,140.34</b>

For APCS & Associates  
Chartered Accountants  
FRN-050800C

*Ayush Jain*  
Ayush Jain  
Partner  
(M No. 428863)

Date: 01.09.2023  
Place: Jaipur



For Solar91 Cleantech Private Limited

(Sandeep Gurmani)  
Director  
(DIN-07308871)

For Solar91 Cleantech Private Limited

*Munna*  
(Munna)  
Director  
(DIN-07308870)


For Solar91 Cleantech Private Limited

*[Signature]*  
Director

**SOLAR91 CLEANTECH PRIVATE LIMITED**

Details of Depreciation as per Income Tax Act FY 22-23

Particulars	Rate	Opening WDV	Addition More Than 180 Days	Addition Less Than 180 Days	Total	Sales	Sales Less Than 180 days	Balance	Depreciation (Short on Gain)	WDV Closing
SONY LED TV	15%	137.54	0	0	137.54	0	0	137.54	20.63	116.91
Computer	40%	786.39	0	0	786.39	0	0	786.39	314.56	471.83
Printer	15%	168.70	0	0	168.70	0	0	168.70	25.31	143.40
Bike	15%	806.72	0	0	806.72	0	0	806.72	121.01	685.71
Chair	10%	55.86	0	0	55.86	0	0	55.86	5.59	50.27
Mobile	15%	2038.49	0	283.0538	2321.54	0	0	2321.54	327.00	1994.54
Software	25%	199.02	0	0	199.02	0	0	199.02	49.76	149.27
Vacuum Cleaner	15%	35.05	0	0	35.05	0	0	35.05	5.26	29.79
Wall Fan	10%	48.76	0	0	48.76	0	0	48.76	4.88	43.88
Air Conditioner	15%	918.66	0	0	918.66	0	0	918.66	137.80	780.86
Furniture	10%	5875.25	0	0	5875.25	0	0	5875.25	587.53	5287.73
Camera	15%	133.66	0	0	133.66	0	0	133.66	20.05	113.61
UPS	15%	19.02	0	0	19.02	0	0	19.02	2.85	16.17
Refrigerator	15%	184.30	0	0	184.30	0	0	184.30	27.65	156.66
RO Live Pure	15%	92.76	0	0	92.76	0	0	92.76	13.91	78.85
Watch	15%	33.98	0	0	33.98	0	0	33.98	5.10	28.88
Electric Scooter	40%	0.00	0	10196.51	10196.51	0	0	10196.51	2039.30	8157.21
Batiff Project		0	0	133023.35	133023.35	0	0	133023.35	0.00	133023.35
<b>Total</b>		<b>11534.16</b>	<b>0</b>	<b>143502.91</b>	<b>155037.07</b>	<b>0.00</b>	<b>0.00</b>	<b>155037.07</b>	<b>3708.16</b>	<b>151328.91</b>



For Solar91 Cleantech Private Limited

*[Signature]*

Director

For Solar91 Cleantech Private Limited

*[Signature]*

Director


SOLAR 91 CLEANTECH PRIVATE LIMITED  
(CIN- U40108RJ2015PTC048401)  
Address- Plot No. D-802, Sector-5, Malviya Nagar, Jaipur, RJ, 302017

**Ratio Analysis**

Amount in '00

Following ratio are being disclosed:

Particulars	Numerator	Denominator	March 31, 2023	March 31, 2022	% change	Reason for change more than 25%
Current ratio	Current Assets	Current Liabilities	2.92	1.38	112.13	Increased Current Assets by taking Long Term borrowings
Debt-equity ratio	Total Debt	Shareholder's Equity	2.94	1.66	77.30	Due to Availing Long term borrowings
Debt service coverage ratio	Earnings for debt service = Net profit after taxes + Non-cash operating expenses	Debt service = Interest & Lease Payments + Repayments	2.85	8.36	-65.93	Increase in Amount of Interest on Borrowings
Return on equity ratio	Net Profits after taxes – Preference Dividend	Average Shareholder's Equity	0.14	0.25	-43.93	Due to further issuance of Share Capital
Inventory turnover ratio	Cost of goods sold	Average Inventory	5.62	6.86	-18.14	
Trade receivables turnover ratio	Net credit sales = Gross credit sales - sales return	Average Trade Receivable	15.23	19.11	-20.29	
Trade payable turnover ratio	Net credit purchases = Gross credit purchases - purchase return	Average Trade Payables	129.76	23.60	449.95	Timely payment to vendors
Net capital turnover ratio	Net sales = Total sales - sales return	Net Working Capital = Current Assets - Current liabilities	4.94	15.95	-69.03	Increased Current Assets by taking Long Term borrowings
Net profit ratio	Net Profit	Net sales = Total sales - sales return	0.01	0.01	16.69	-
Return on capital employed	Earnings before interest and taxes	Capital Employed = Tangible Net Worth + Total Debt + Deferred Tax Liability	0.09	0.06	50.96	Due to increase in revenue
Return on investment	Interest (Finance Income)	Tax Liability Investment	0.12	0.07	77.18	Due to Increased Investment in FDRs in Current Year



For Solar91 Cleantech Private Limited

*Murman*  
Director

For Solar91 Cleantech Private Limited

*[Signature]*

Director

**(a) Current Ratio = Current Assets divided by Current Liabilities**

Particulars	March 31, 2023	March 31, 2022
Current Assets	11,57,315.14	9,53,776.46
Current Liabilities	3,96,456.49	6,93,088.19
<b>Ratio</b>	<b>2.92</b>	<b>1.38</b>
% Change from previous period/year	112.13	

**Debt Equity ratio = Total debt divided by Total equity where total debt refers to sum of current & non current borrowings**


Particulars	March 31, 2023	March 31, 2022
Total debts	7,55,093.17	2,26,352.97
Total equity	2,56,630.05	1,36,393.83
<b>Ratio</b>	<b>2.94</b>	<b>1.66</b>
% Change from previous period/year	77.30	

**Debt Service Coverage Ratio = Earnings available for debt services divided by Total interest and principal repayments**

Particulars	March 31, 2023	March 31, 2022
Profit after tax	35,438.27	33,593.59
<b>Add: Non cash operating expenses and finance cost</b>		
- Depreciation and amortizations	3,993.44	2,524.99
- Finance cost	31,737.99	14,186.02
<b>Earnings available for debt services</b>	<b>71,169.70</b>	<b>50,304.60</b>
Interest cost on borrowings	24,980.79	6,015.16
Principal repayments	-	-
<b>Total Interest and principal repayments</b>	<b>24,980.79</b>	<b>6,015.16</b>
<b>Ratio</b>	<b>2.85</b>	<b>8.36</b>
% Change from previous period/year	-65.93	

**Return on Equity Ratio / Return on Investment Ratio = Net profit after tax divided by Equity**

Particulars	March 31, 2023	March 31, 2022
Net profit after tax	35,438.27	33,593.59
Total equity	2,56,630.05	1,36,393.83
<b>Ratio</b>	<b>0.14</b>	<b>0.25</b>
<b>Change in basis points (bps) from previous period / year</b>	<b>-0.11</b>	
<b>% Change from previous period/year</b>	<b>-43.93</b>	



For Solar91 Cleantech Private Limited

For Solar91 Cleantech Private Limited

*Murugesu*  
Director

Director

**Inventory Turnover Ratio = Cost of materials consumed divided by Average inventory**

Particulars	March 31, 2023	March 31, 2022
Cost of material consumed	35,06,118.98	39,23,679.98
Average inventory	6,23,956.82	5,71,619.75
<b>Inventory turnover Ratio</b>	<b>5.62</b>	<b>6.86</b>
<b>Change in basis points (bps) from previous period / year</b>	<b>-1.24</b>	
<b>% Change from previous period/year</b>	<b>-18.14</b>	

**Trade Receivables turnover ratio = Credit Sales divided by Average trade receivables**


Particulars	March 31, 2023	March 31, 2022
Credit sales	37,58,128.38	41,57,016.03
Average Trade Receivables	2,46,781.53	2,17,583.60
<b>Ratio</b>	<b>15.23</b>	<b>19.11</b>
<b>Change in basis points (bps) from previous period / year</b>	<b>-3.88</b>	
<b>% Change from previous period/year</b>	<b>-20.29</b>	

**Trade payables turnover ratio = Credit purchases divided by Average trade payables**

Particulars	March 31, 2023	March 31, 2022
Credit purchases	33,57,963.58	38,15,398.16
Average Trade Payables	25,877.85	1,61,702.71
<b>Ratio</b>	<b>129.76</b>	<b>23.60</b>
<b>Change in basis points (bps) from previous period / year</b>	<b>106.17</b>	
<b>% Change from previous period/year</b>	<b>449.95</b>	

**Net capital Turnover Ratio = Sales divided by Net Working Capital**

Particulars	March 31, 2023	March 31, 2022
Sales	37,58,128.38	41,57,016.03
Net Working Capital	7,60,858.65	2,60,688.27
<b>Ratio</b>	<b>4.94</b>	<b>15.95</b>
<b>Change in basis points (bps) from previous period / year</b>	<b>-11.01</b>	
<b>% Change from previous period/year</b>	<b>-69.03</b>	



For Solar91 Cleantech Private Limited

*[Signature]*  
Director

For Solar91 Cleantech Private Limited

*[Signature]*


Director

**Net profit ratio = Net profit after tax divided by Sales**

Particulars	March 31, 2023	March 31, 2022
Net profit after tax	35,438.27	33,593.59
Sales	37,58,128.38	41,57,016.03
Ratio	0.00943	0.00808
<b>Change in basis points (bps) from previous period / year</b>	<b>0.00135</b>	
<b>% Change from previous period/year</b>	<b>16.69</b>	

**Return on Capital employed (pre cash) = Earnings before interest and taxes(EBIT) divided by Capital Employed(pre cash)**

Particulars	March 31, 2023	March 31, 2022
Profit before tax (A)	47,633.88	45,733.93
Finance cost (B)	31,737.99	14,186.02
Other Income (C)	8,818.11	44,217.68
<b>EBIT (D) = (A) + (B) - (C)</b>	<b>70,553.76</b>	<b>15,702.27</b>
Total Assets (E)	13,06,117.94	9,62,998.02
Current Liabilities (F)	3,96,456.49	6,93,088.19
Current Investments (G)	38,940.87	8,916.55
Cash and Cash equivalents (H)	1,16,392.89	7,565.41
Bank balances other than cash and cash equivalents (I)	-	-
<b>Capital Employed (Pre Cash) (J) = (E)-(F)-(G)-(H)-(I)</b>	<b>7,54,327.68</b>	<b>2,53,427.86</b>
Ratio (D) / (J)	<b>0.09</b>	<b>0.06</b>
<b>% Change from previous period/year</b>	<b>50.96</b>	



For Solar91 Cleantech Private Limited

*[Signature]*  
Director

For Solar91 Cleantech Private Limited

*[Signature]*  
Director



**Net capital Turnover Ratio = Sales divided by Net Working Capital**

Particulars	March 31, 2023	March 31, 2022
Interest Income	4,772.52	616.76
Investment	38,940.87	8,916.55
<b>Ratio</b>	<b>0.12</b>	<b>0.07</b>
<b>Change in basis points (bps) from previous period / year</b>	<b>0.05</b>	
<b>% Change from previous period/year</b>	<b>77.18</b>	

**For APCS & Associates  
Chartered Accountants  
FRN- 030800C**


*(Signature)*

**Ayush Jain  
Partner  
(M No. 428863)**

**Date: 01.09.2023**

**Place: Jaipur**

**UDIN:**



**For Solar91 Cleantech Private Limited**

**For Solar91 Cleantech Private Limited**

*(Signature)*  
Director

**(Sandeep Gurnani)  
Director  
(DIN-07308871)**

*(Signature)*

Director


**(Prateek Agarwal)  
Director  
(DIN-07308870)**

**SOLAR 91 CLEANTECH PRIVATE LIMITED**  
(CIN- U40108RJ2015PTC048401)  
Address- Plot No. D-802, Sector-5, Malviya Nagar, Jaipur, RJ, 302017

**Note-14 (a) List of Sundry Debtors**

Amount in '00

Particulars	For The Period Ended March 31,2023	For The Period Ended March 31,2022
<b>Outstanding Receivable, for Less than 6 Months</b>		
Gangwal Stonex	-	6,847.05
Jaika Motors Private Limited	-	10.62
Vardhman Polymers Private Limited	-	2,344.39
Aroma Stonex	-	6,745.54
Bdp Energy Private Limited	-	4.11
Caesar Food Productst Llp	5,053.88	-
Cdet Explosive Industries Pvt Ltd.	4,720.00	-
Dev Milks Foods Pvt Ltd	82.60	-
Diwakar Renewable And Infra	49,118.99	-
Etrica Power Dr.	1,08,954.91	245.18
Frystal Pet Pvt Ltd	-	1,190.29
Green Peers Private Limited	103.77	-
Haldiram Foods International Private Limited	-	22,565.12
Instill Technologies Pvt Ltd	10.00	-
Kamakhaya Vyapar Pvt Ltd	43.20	-
Lasenor India Private Limited	16,024.50	-
Paradise Properties	-	3,878.67
Pitambera Polymers Industries Pvt Ltd	883.82	-
Precision Drawell Private Limited	2,900.06	7,172.15
Ratan Green Energy Services Pvt Ltd.	9,432.19	-
R.N. Polymers	59.00	-
Rohit Polyproducts Pvt Ltd	-	4,014.45
Salasar Green Energy	6,673.77	3,657.47
Shree Gajanand Plastics Pvt Ltd	-	7,316.00
Shrenik Marbles Pvt. Ltd.	-	1,360.00
Traveltech Experiences Private Limited Dr.	392.63	-
Udaipur Mineral Development Syndic Pvt.Ltd.	1,983.97	-
Vidarbha Cargo Pvt. Ltd. Xsio	31,517.70	-
Vijay Granimarmo Pvt Ltd	11,477.29	5,058.00
Rungta Hospital	-	485.25
Simplex Chemopack Private Limited	-	1,10,950.50
Stellar Blue Technologies	-	11,993.32
(a)	<b>2,49,432.28</b>	<b>1,95,838.10</b>
<b>Outstanding Receivable, for more than 6 Months</b>		
Associated Biscuit Company Limited	2,700.27	2,700.27
Cdet Explosive Industries Pvt Ltd.	10,800.91	-
Frystal Pet Pvt Ltd	1,190.29	-
Jaika Motors Pvt.Ltd	10.62	-
Mska Foods Pvt. Ltd	23.37	-
Rohit Polyproducts Pvt Ltd	72.05	-
Rajasthan Patrika Pvt. Ltd	-	2,847.69
Saurya Urja Company Of Rajasthan Limited	-	527.13
Cdet Explosive Industries Pvt Ltd.	-	10,800.91
Vaid Stonex	-	2,592.47
Surjeet Marbeles Pvt Ltd	-	571.60
Rrecl Residential Subsidy	4,092.66	8,835.31
Saurya Urja Company Of Rajasthan Limited	527.13	-
(b)	<b>19,417.30</b>	<b>28,875.38</b>
Total-	<b>2,68,849.58</b>	<b>2,24,713.47</b>
(a)+ (b)		



For Solar91 Cleantech Private Limited

*[Signature]*  
Director

For Solar91 Cleantech Private Limited


*[Signature]*  
Director

**SOLAR 91 CLEANTECH PRIVATE LIMITED**  
(CIN- U40108RJ2015PTC048401)  
Address- Plot No. D-802, Sector-5, Malviya Nagar, Jaipur, RJ, 302017

**Note-7 (a) List of Sundry Creditors for Salary**

Amount in '00

Particulars	For The Period Ended March 31,2023	For The Period Ended March 31,2022
Prateek	499.36	806.96
Sandeep	737.48	851.32
Saurabh Vyas Salary	-	2,278.36
Aajam Khan	298.49	-
Abdul Quadir	-	192.00
Anil Toksia	-	142.56
Aniket Laxmikant Kurundkar	-	126.00
Anirban Pal	-	400.97
Avinash Rathor	-	148.65
Bhupendra Singh	134.12	101.36
Brijesh Ray	192.00	-
Debabrata Khanraha	200.00	275.48
Deepak Mishra	-	166.76
Deepak Panchal	-	230.00
Dipak Maurya	142.87	126.00
Gajraj	-1,159.00	-725.25
Ghanshyam Dubey	126.81	166.18
Himanshu	-1,676.54	-731.77
Indu	250.00	-
Jitendra Kumar Lodhi	143.69	-
Kartik Mittal	300.00	-
Kush Sharma	126.00	-
Kailash Chandra Bhatt	-	375.99
Nageena Suthar	314.00	220.00
Naresh Suthar	172.80	179.76
Nitin Kachhawaha	866.00	216.00
Pankaj Kumar Garg	659.49	954.32
Parmanand Joshi	-	498.56
Praveen Kumar	-	525.00
Pukhraj	100.80	116.13
Rajat Pandey	-	217.50
Rajnish Singh	129.19	100.63
Rahul Mishra	260.00	257.85
Ram Lala Khushwaha	173.57	192.77
Ravindra Kumar	-	214.06
Rishabh Sen	80.00	-
Rohit Prajapati	-	26.94
Roshan Kumar	33.67	33.67
Roshan Sharma	172.80	-
Ruchi Agarwal	250.00	-
Satvik Nischal	-	150.00
Sandeep Sharma	250.00	-
Sanwariya Sharma	268.80	268.80
Shahrukh Khan	220.00	-
Shivlal Meghwal	168.96	363.63
Shivraj Kharol	-	96.60
Suresh Kishangarh	-	160.00
Umesh Gupta	-	1,211.74
Vikash Jangir	327.50	257.50
Vinit Sah	240.00	-
Vinod Kumar	172.80	-
Yogendra Kumar Sharma	250.00	271.09
	5,425.66	11,464.12



For Solar91 Cleantech Private Limited

*[Signature]*  
Director


For Solar91 Cleantech Private Limited

*[Signature]*  
Director

<b>Note-7 (b) List of Sundry Creditors for DA</b>		
<b>Particulars</b>	<b>For The Period Ended March 31,2023</b>	<b>For The Period Ended March 31,2022</b>
Abdul Quadir DA	-	118.00
Anil Toksia DA	-	38.00
Aniket Laxmikant Kurundkar DA	-	118.00
Anirban Pal DA	-	118.00
Avinash Rathore DA	-	82.00
Bhupendra Singh DA	86.00	118.00
Brijesh Ray DA	90.00	-
Debabrata Khanra DA	-	146.00
Deepak Mishra Da	-	74.00
Deepak Panchal DA	-	104.00
Dipak Maurya DA	94.00	98.00
Ghanshyam Dubey DA	76.00	88.00
Jitendra Kumar Lodhi DA	94.00	-
Kailash Chandra Bhatt (DA)	-	116.00
Pukhraj DA	114.00	56.00
Rajat Pandey DA	-	52.32
Rajnish DA	94.00	-
Rahul Mishra DA	90.00	80.00
Rakesh Garg DA	-	114.00
Ram Lala Khushwaha DA	58.00	59.00
Roshan Sharma Da	96.00	-
Rishabh Divedi DA	-	54.00
Sanwariya Sharma DA	114.00	102.00
Shivlal Meghwal DA	102.00	142.00
Shivraj Kharol DA	-	51.00
Vinit Sah DA	107.00	-
Vinod Kumar DA	118.00	-
Yograj Singh DA	-	228.00
	<b>1,333.00</b>	<b>2,156.32</b>

**Note-6 (a) List of Sundry Creditors for Goods & Expenses**

<b>Particulars</b>	<b>For The Period Ended March 31,2023</b>	<b>For The Period Ended March 31,2022</b>
<b>(A)- MSME</b>		
Alnico Control Panels	-	986.27
A.V.M. Engineers	54.40	-
Corona Soltech Cr.	190.25	-
D K Sons	599.19	2,804.90
Evervolt Green Energy Pvt Ltd	341.61	211.47
Free Spirits Green Labs Private Limited	53.50	509.76
Kxl Enterprises	715.08	-
Khandelwal Hardware & Paint Store	29.45	-
Khushi Electrical	247.84	310.92
M J Fastners	245.51	716.22
Neha Fabricators	46.98	-
Orbit Solar System	70.89	-
Parallel Hop It Solutions Llp	114.08	-
Shree Sales	884.92	2,690.62
Suresh Enterprises	-	894.00
Swapnil Electricals Pvt Ltd.	-	5.31
Truepower Earthing Private Limited (Jaipur)	211.22	956.57
Vee Tech Engineers (Chandrakumar Nevandram Vidhani)	84.96	123.90
Zedbox Pvt Ltd	-	12.98
	<b>3,889.88</b>	<b>10,222.92</b>



For Solar91 Cleantech Private Limited

*[Signature]*  
Director

For Solar91 Cleantech Private Limited

*[Signature]*  
Director

<b>(B)- OTHERS-</b>		
APCS & Associates	-12.41	95.98
ASK Auto Components	-	111.53
Aval Industries	-	113.28
Bihari Lal	1,326.61	-
DHK Logistics & Transport Solutions Pvt Ltd	-	406.30
Energy Squad	38.34	-
Etrica Power	-	244.82
Expert Engineering Services	4,581.63	237.15
Gladiator Venture India Private limited	-	579.32
Gentech Solar	15.90	-
Green 2 Clean Services Cr.	705.01	-
Gurukripa Trailer Services	-	3,811.20
Jai Kishan Goods	-	878.00
JSR Renewable Consultants	-	2,465.77
KrannichSolarPrivateLimited	12.79	12.79
Krishna Pipes and Fitting	51.94	1,770.17
Kailash Chandra Bhatt (Sunvibe Solar Solutions)	482.37	-
Kailash Meena S/O Hanuman Meena	192.00	-
K Geetha	315.00	-
Meinigar Technologies Private Limited	-	6,755.28
NDS Studio LLP	734.40	756.00
Novasys Greenenergy Private Limited	-	5.24
Onesun Green Power	138.67	-
Prachi Nahar	-	1,282.50
Pallavi Trans Logistics	-	4,520.00
Punit Consultants	-	391.59
Radhika Meenakar & Associates	572.00	-
Raydean Industries	-	4.94
Rg Trading Company	-	175.23
Richa Cables Private Ltd	270.17	-
R.R. Enterprises Contractor	137.40	-
Sandu Meena	454.42	-
Sandu Meena (Civil Material)	364.22	-
S V Metals & Extrusions Pvt. Ltd.	-	736.24
Solar Players	-	603.10
Sonkhia Brothers	-	274.82
Tianxin Logistics Private Limited	210.91	-
Trilok Chand Bhambi	352.73	-
Tri Square Switchgears Pvt. Ltd.	11.80	-
Trina Soar Energy India Pvt Ltd	-	17.14
Vikram W Naidu	219.31	219.31
	(B)	
	<b>11,175.21</b>	<b>26,467.70</b>
TOTAL	(A)+ (B)	<b>15,065.08</b>
		<b>36,690.62</b>



For Solar91 Cleantech Private Limited

*[Signature]*  
Director

For Solar91 Cleantech Private Limited

*[Signature]*  
Director

**Note-7 (d) List of Advance received from Debtors**

Particulars	For The Period Ended March 31,2023	For The Period Ended March 31,2022
Abhimanyu Golcha	-	50,000.00
Alian Energy Pvt Ltd	50.00	-
Adishri Electromech Private Limited	50,000.00	-
Balaji Infra Company	-	500.00
Bang Agro Industries Private Limited	-	50,000.00
Becquerel Solar Energy Private Limited	75,142.30	55,392.30
Caesar Food Products Llp	-	30,000.00
Chartubhuj Marmo Granite	-	234.59
Digambar Jain Samiti	-	38,000.00
Fingrowth Co-Operative Bank Ltd	43,240.34	-
Gimatex Industries Private Limited	-	33,841.28
Gimatex Manufacturing Private Limited	-	26,999.05
Green Peers Private Limited	-	61,834.24
Green Shine Solar	-	3,000.00
Mec Power Infrastructure	172.37	172.37
Mska Foods Private Limited	-	15,000.00
Pitambara Polymers Industries Pvt Ltd	-	142.78
Pinaka Power And Electrical	5,245.38	-
R One Power Dr.	5.31	-
Radhe Marble	-	24,720.30
Rmm Stones India	-	85,201.71
Saileela Synthetics Pvt. Ltd.	50,000.00	-
Uniclan Healthcare Pvt Ltd	3,000.00	-
Vagmine Enterprises	10,000.00	-
Vevek Ethnic Foods Pvt Ltd	27.31	-
Vidarbha Cargo Pvt Ltd	-	100.00
Sneh Polymers	-	30,000.00
Solaram Cnsultancy Services	-	11,214.60
The Great Sun Solar Energy	-	327.28
Vivek Ethnic Foods Pv Ltd	-	15,557.50
<b>Total-</b>	<b>2,36,883.01</b>	<b>5,32,238.00</b>




For Solar91 Cleantech Private Limited

  
Director

For Solar91 Cleantech Private Limited

Director

Note-16 (a) List of Advance given to Creditors		
Particulars	For The Period Ended March 31, 2023	For The Period Ended March 31, 2022
Allcargo Logistics Limited	-	41.30
Alumetal Industries	-	1,901.94
Aver Power Solutions Pvt Ltd	164.61	164.61
Budhia Steel	9,617.09	-
Construction Hub	-	1,015.12
Dna Technologies	45,400.00	-
Elesun Systems Pvt. Ltd.	11.36	-
Energy Squad	2,070.00	2,579.39
Etrica Power	75.00	-
Gadia Sales	53.33	-
Gentech Solar	-	742.09
Globiz Connect	-	365.40
Irabak Metal	-	1,230.00
Jsk Infrsolutions Private Limited	-	7.81
Kasliwal Power Product	-	19.26
Khandelwal Hardware & Paint Store	-	9.80
Kxl Enterprises	-	371.45
Lapp India Pvt Ltd	5.27	-
Metro Electricals	-	140.05
Mundra Solar Energy Limited	104.02	-
New Tech Transformer	1,702.25	1,702.25
Orbit Solar System	-	10.92
Pil Mumbai Private Limited	-	199.70
Pluto Enterprises	-	1.00
Raydean Industries	6.85	-
Shri Dtc Logistics	5.21	-
Renewsys India Pvt Ltd	99.86	99.86
Rr Enterprises, Contractor	-	74.50
S V Metals & Extrusions Pvt. Ltd.	20.00	-
Saatvik Green Energy (P) Ltd	-	13,662.43
Sg Agrawal	-	61.03
Sita Goyal (Rent)	523.54	123.54
Solar Mounting Solutions	-	11.44
Solar One Energy	330.38	-
Solartech Saarthi Pvt Ltd	-	811.27
Star Shipping Services Pvt Ltd	-	2,000.00
Stone Art Interio	-	25,000.00
Sungrow India	7.55	7.55
Tata Aig General Insurance Co-Ltd	590.00	-
Traveltech Experiences Private Limited-Ggn	126.78	-
Uma Steel	37.42	-
Waaree Energies Limited	-	174.32
Wattkraft Industries Private Limited	-	3,019.20
	60,950.52	55,547.23



For Solar91 Cleantech Private Limited

*Munawar*  
Director

For Solar91 Cleantech Private Limited

*[Signature]*


Director

Grouping of creditors	Amount in '00			
	For The Period		For The Period	
	Ended	March	Ended	March
<b>Sundry Creditors for Petty Cash</b>	<b>31,2023</b>		<b>31,2022</b>	
Anil Toksia Petty Cash	-		14.00	
Avinash Rathor Petty Cash	-		112.38	
Anirban Pal Petty Cash	-		10.65	
Ashish Verma Petty Cash	-		3.94	
Brijesh Ray Petty Cash		110.99	-	
Debabrata Khanraha Petty Cash	-		59.65	
Dipak Maurya Petty Cash	213.97		79.52	
Deepak Mishra Petty Cash	-		238.80	
Deepak Panchal Petty Cash	-		272.43	
GAJRAJ PETTY CASH	141.73		326.71	
Ghanshyam Dubey Petty Cash	23.25		15.17	
Jitendra Kumar Lodhi Petty Cash	1.81		-	
Kailash Chandra Bhatt (Petty Cash)	-		119.26	
Kartik Petty Cash	45.95		120.34	
Nageena Suthar Petty Cash	0.82		-	
Naresh Suthar Petty Cash	51.42		74.36	
Nitin Kachhawaha Petty Cash	43.99		231.02	
Pankaj Kumar Garg (Petty Cash)	46.62		133.09	
Pukhraj Petty Cash	-		20.25	
Rahul Mishra Petty Cash	16.14		5.93	
Rajat Pandey Petty Cash	-		291.61	
Rajnish Petty Cash	58.25		59.31	
Ram Lala Khushwaha Petty Cash	70.14		-	
Ramu	-		257.50	
Roshan Sharma Petty Cash	23.16		-	
Sanwariya Sharma Petty Cash	15.11		13.32	
Shivlal Meghwal Petty Cash	11.05		22.98	
Umesh Gupta Petty Cash	-		69.21	
Vinit Sah Petty Cash	57.98		3.00	
Vinod Kumar Petty Cash	38.80		-	
Yogendra Kumar Sharma Petty Cash	65.06		50.92	
Yograj Singh Petty Cash	-		162.71	
	<b>1,036.25</b>		<b>2,768.06</b>	
<b>Advance of Petty Cash</b>				
	<b>For The Period</b>	<b>For The Period</b>		
	<b>Ended</b>	<b>March</b>	<b>Ended</b>	<b>March</b>
	<b>31,2023</b>		<b>31,2022</b>	
Bhupendra Singh Petty Cash		17.61		12.38
Himanshu Petty Cash		-		173.17
Jitender Sharma ( Petty Cash)		-		210.86
Kush Sharma Petty Cash		18.82		-
Pukhraj Petty Cash		1.66		-
Prateek Petty Cash		-		3,199.41
Ramu		25.60		-
Ram Lala Khushwaha Petty Cash		-		49.31
Abdul Quadir Petty Cash		-		22.20
Aniket Laxmikant Kurundkar Petty Cash		-		88.85
Sandeep Sharma Petty Cash		12.23		-
Sandeep Petty Cash		-		1,310.04
Vikash Jangir Petty Cash		36.59		11.16
		<b>112.51</b>		<b>5,077.38</b>

For Solar91 Cleantech Private Limited

For Solar91 Cleantech Private Limited

*[Signature]*  
Director



*[Signature]*

Director